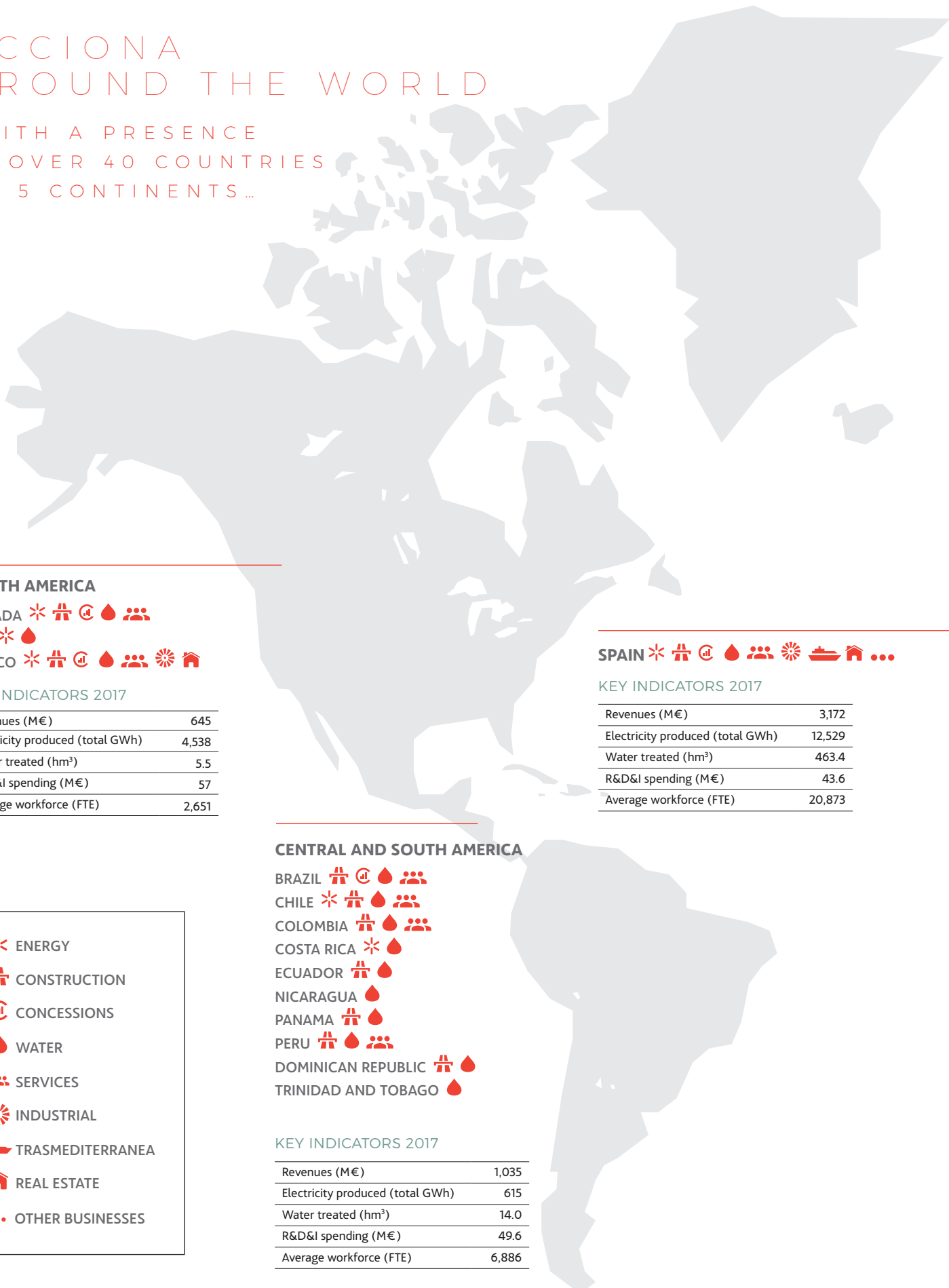


# ACCIONA AROUND THE WORLD

... WITH A PRESENCE  
IN OVER 40 COUNTRIES  
ON 5 CONTINENTS...



## NORTH AMERICA

CANADA \* ⚙️ Ⓞ️ 💧 👥

USA \* 💧

MEXICO \* ⚙️ Ⓞ️ 💧 👥 🌞 🏠

### KEY INDICATORS 2017

Revenues (M€)	645
Electricity produced (total GWh)	4,538
Water treated (hm <sup>3</sup> )	5.5
R&D&I spending (M€)	57
Average workforce (FTE)	2,651

SPAIN \* ⚙️ Ⓞ️ 💧 👥 🌞 🚢 🏠 ...

### KEY INDICATORS 2017

Revenues (M€)	3,172
Electricity produced (total GWh)	12,529
Water treated (hm <sup>3</sup> )	463.4
R&D&I spending (M€)	43.6
Average workforce (FTE)	20,873

## CENTRAL AND SOUTH AMERICA

BRAZIL ⚙️ Ⓞ️ 💧 👥

CHILE \* ⚙️ 💧 👥

COLOMBIA ⚙️ 💧 👥

COSTA RICA \* 💧

ECUADOR ⚙️ 💧

NICARAGUA 💧

PANAMA ⚙️ 💧

PERU ⚙️ 💧 👥

DOMINICAN REPUBLIC ⚙️ 💧

TRINIDAD AND TOBAGO 💧

### KEY INDICATORS 2017

Revenues (M€)	1,035
Electricity produced (total GWh)	615
Water treated (hm <sup>3</sup> )	14.0
R&D&I spending (M€)	49.6
Average workforce (FTE)	6,886

* ENERGY
⚙️ CONSTRUCTION
Ⓞ️ CONCESSIONS
💧 WATER
👥 SERVICES
🌞 INDUSTRIAL
🚢 TRASMEDITERRANEA
🏠 REAL ESTATE
... OTHER BUSINESSES

**EUROPE (EXCL. SPAIN)**

- GERMANY 
- AUSTRIA 
- CROATIA 
- DENMARK 
- HUNGARY  
- ITALY   
- NORWAY 

- THE NETHERLANDS 
- POLAND   
- PORTUGAL     
- UNITED KINGDOM 
- ROMANIA 
- TURKEY 

KEY INDICATORS 2017

Revenues (M€)	853
Electricity produced (total GWh)	979
Water treated (hm <sup>3</sup> )	132.4
R&D&I spending (M€)	31.4
Average workforce (FTE)	4,952






















**AFRICA**

- ALGERIA  
- EGYPT  
- CAPE VERDE 
- MOROCCO    
- SOUTH AFRICA  

KEY INDICATORS 2017

Revenues (M€)	246
Electricity produced (total GWh)	577
Water treated (hm <sup>3</sup> )	20.7
Average workforce (FTE)	171

**ASIA AND OCEANIA**

- SAUDI ARABIA  
- AUSTRALIA     
- BAHRAIN 
- QATAR  
- THE PHILIPPINES  
- INDIA 
- NEW ZEALAND  
- OMAN  
- UNITED ARAB EMIRATES    

KEY INDICATORS 2017

Revenues (M€)	1,303
Electricity produced (total GWh)	1,193
Water treated (hm <sup>3</sup> )	138.9
R&D&I spending (M€)	27.8
Average workforce (FTE)	1,718